

Accelerated Reader

A reading programme for KS3.



Dream BIG // Work Hard // Achieve More

What is accelerated reader?

It is a reading programme used by schools. It encourages students to read fiction and non-fiction books at the right level. This helps students make quicker progress with reading.

We have one lesson a week in English at Hanham Woods Academy dedicated to ***Accelerated*** Reader (AR). Reading outside of this lesson is also encouraged (during DEAR time in Tutor Time and at home) so that even more progress is made.



Accelerate – to increase the speed or amount of something.

How does it work?



Students are tested four times a year for their **reading comprehension** level using a **STAR test**. This is a test which is taken at school and online and takes around 20-25 minutes. Students do not have to prepare for this test.



STAR test – this test shows us your **reading comprehension** (how much you understand from what you have read)

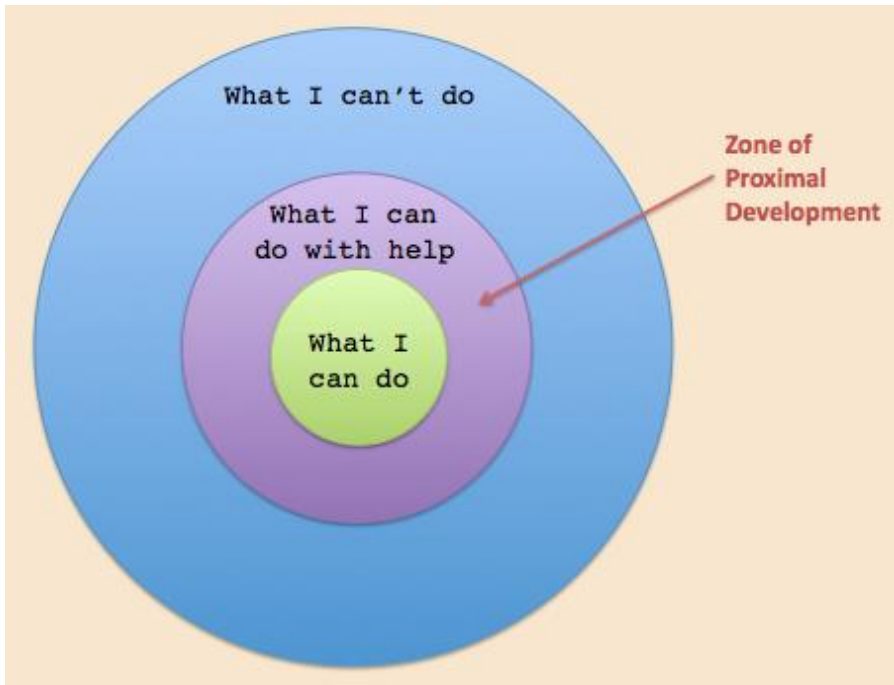
3 Kenneth Dukes Stop Test

The sky is _____.

- 1 blue
- 2 dog
- 3 down

What does the Star Test result mean?

From this test, students receive a **Zone of Proximal Development (ZPD)** score. This score shows the range of books that can be read which will help accelerate reading. This range helps students choose books that are not too easy or so difficult that you won't be able to read them.



Example of a book level scheme

Accelerated Reader Book Level Guide

0.0 - 1.9	"The more that you read, the more things you will know. The more you learn, the more places you'll go." <i>Dr. Seuss</i>
2.0 - 2.9	"To learn to read is to light a fire; every syllable that is spelled out is a spark." <i>Victor Hugo, Les Miserables</i>
3.0 - 3.9	"Today a reader, tomorrow a leader." <i>Margaret Fuller</i>
4.0 - 4.9	
5.0 - 5.9	
6.0 +	


What happens with the result?

Once students are aware of their ZPD score, they can select a book within this range to start reading. We normally set a book level mid way through this range to start.

Within 24hrs of completing a book, students take a quiz about it. They earn points for each quiz taken. This builds into a rewards scheme we have running.







Book Level – most of the books in our library have a book level. This shows how easy/challenging the book is. Look out for stickers on the spine.



How to use the ZPD range



<p>Below ZPD Comfort Zone</p>	<p>Lower ZPD Exploration Zone</p>	<p>Upper ZPD Deep Dive</p>	<p>Above ZPD Read together</p>
			
<p>This is an easier read, perfect for reading at home or on holiday. Maybe it's part of a series you enjoy or is by an author you really like. Ask your teacher first before reading this.</p>	<p>Go wild and try something new! Explore new genres, authors and book lengths. Challenge yourself if you can.</p>	<p>Plan ahead: Choose a book you are excited about. Pick a shorter book first. Make notes as you read – remember the 5Ws! Ask your teacher for advice.</p>	<p>This is a challenging read. Who would enjoy reading this book with you? A parent? An older sibling? A friend?</p>

Do students always have to take books out of the library?


The simple answer is no. The important thing is to check a book you would like to read on the database.

Students check that the book is within their ZPD range and that there is a quiz with the book. If both of these things are fine, then then can go ahead and read it.

It may be easier though to use our library as books are already labelled with their book levels.

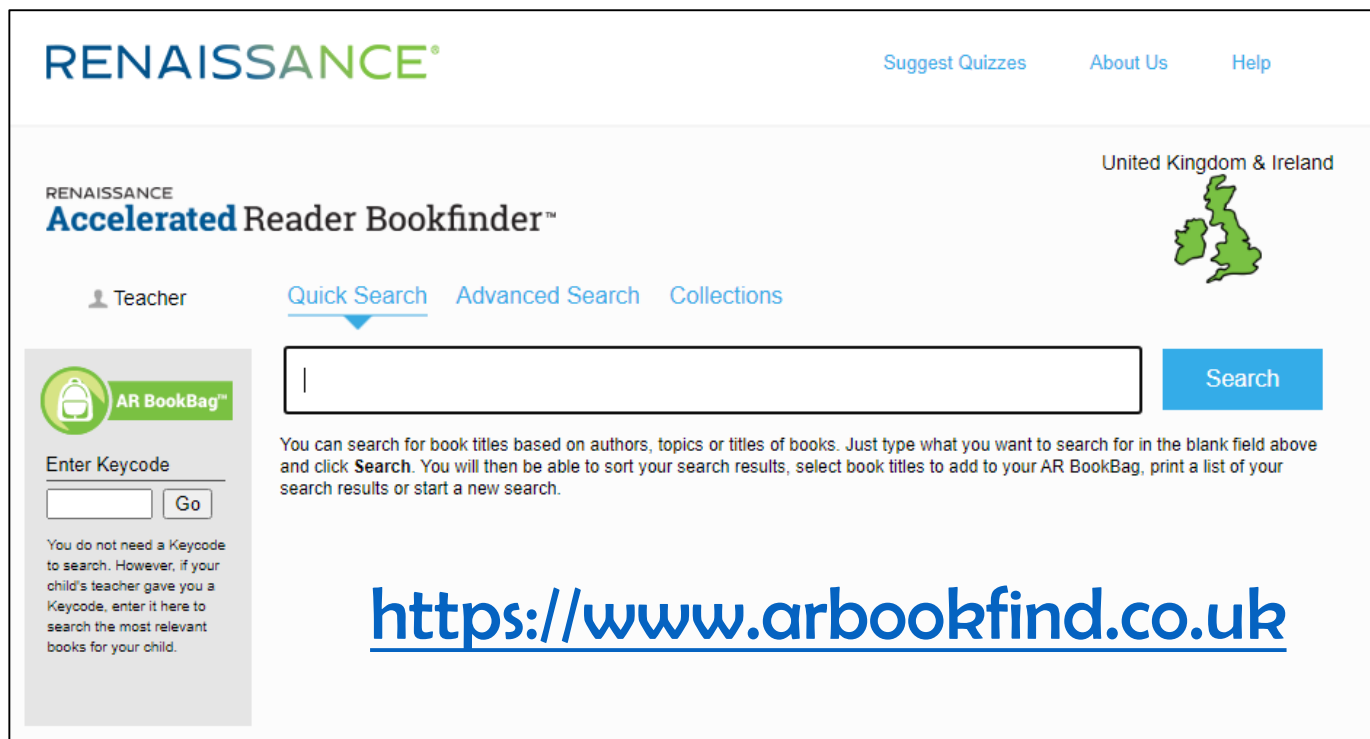


Readability – all books have been checked to see how easy they are to read (based on word types/sentence length)



AR Book Finder


Search the AR Bookfinder database to find out the book level of any book. It will indicate if a quiz is available.




The screenshot shows the Renaissance Accelerated Reader Bookfinder website. At the top left is the 'RENAISSANCE' logo. To the right are links for 'Suggest Quizzes', 'About Us', and 'Help'. Below the logo is the text 'RENAISSANCE Accelerated Reader Bookfinder™'. On the right side, it says 'United Kingdom & Ireland' with a map of the UK and Ireland. There are navigation tabs for 'Teacher', 'Quick Search', 'Advanced Search', and 'Collections'. A search bar is present with a 'Search' button. Below the search bar is a text box with instructions: 'You can search for book titles based on authors, topics or titles of books. Just type what you want to search for in the blank field above and click Search. You will then be able to sort your search results, select book titles to add to your AR BookBag, print a list of your search results or start a new search.' On the left side, there is an 'AR BookBag™' icon and a section for 'Enter Keycode' with a 'Go' button. Below this, it says 'You do not need a Keycode to search. However, if your child's teacher gave you a Keycode, enter it here to search the most relevant books for your child.'

<https://www.arbookfind.co.uk>

**1. Find a book
online or at
home.**



**2. Check that
there is an AR
test.**



**3. Read the
book – log on
and take the
test!**

AR Lesson Activities – we have 50 minutes a week in our AR lesson. This is what we do in that time.

Mostly	Sometimes	Sometimes	Sometimes
Reading from a book in the middle of your most recent ZPD range. Teacher will hear selected students read 1-1.	Taking time to reflect on your understanding of the text through targeted tasks.	Taking a quiz online to show your progress and to help determine your next book choice.	Browsing the library books to make your next book selection.

Your teacher will direct you to start this.

Please put your hand up to ask permission.


Regular reading at home

We set a weekly homework of students reading for 15 minutes a night (Monday – Friday).



This is set via Show My Homework and weblinks to our AR website and AR Bookfinder are included.

Alternatively, students can find the AR website for our academy by logging in via the main website.



DEAR Reading 2020-21

AR is now part of our Tutor Programme as well:

Year 7 – Accelerated Reader Books are read at four times a week in Tutor Time.



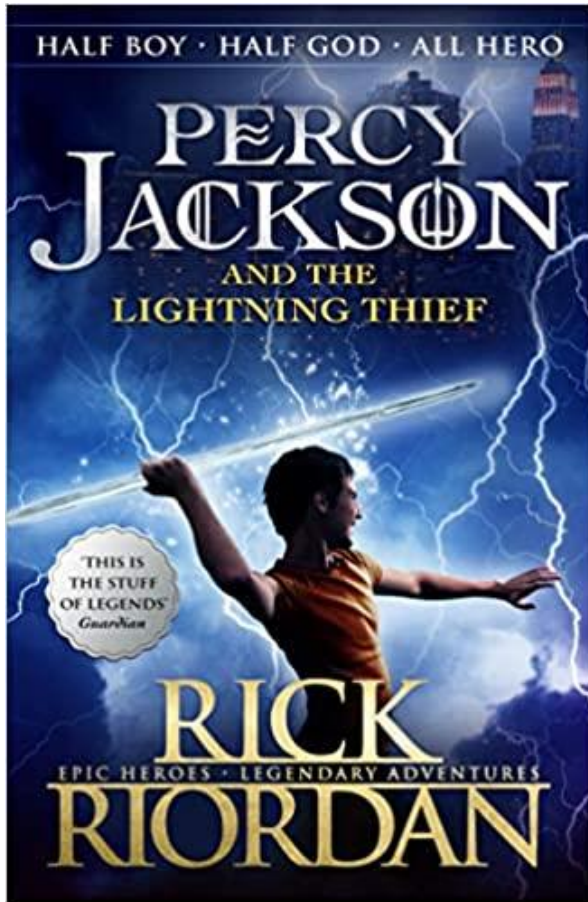
Students should bring their current AR book every day.

We are running a click and collect service from the HWA Library.


There is a daily sanction in place for any student not having their DEAR book.




Key pieces of equipment:



Reading book: at a suitable reading level and appropriate content.



Individual Student Reading Log



Reading for pleasure

Drop everything and read.

Guided reading

Reading mentors

Name	
Year Group	
Tutor Group	
Tutor Name	
Tutor Room	

Reading log: to record daily reading activities and DERIC analysis.

Be an active reader!

Visualise

Create a movie or picture in your head as you read.

Connect

Think of connections to you personally, to media, books, movies, etc.

Clarify

Summarise and explain the main points.

Predict

Make an educated guess about what will happen next.

Question

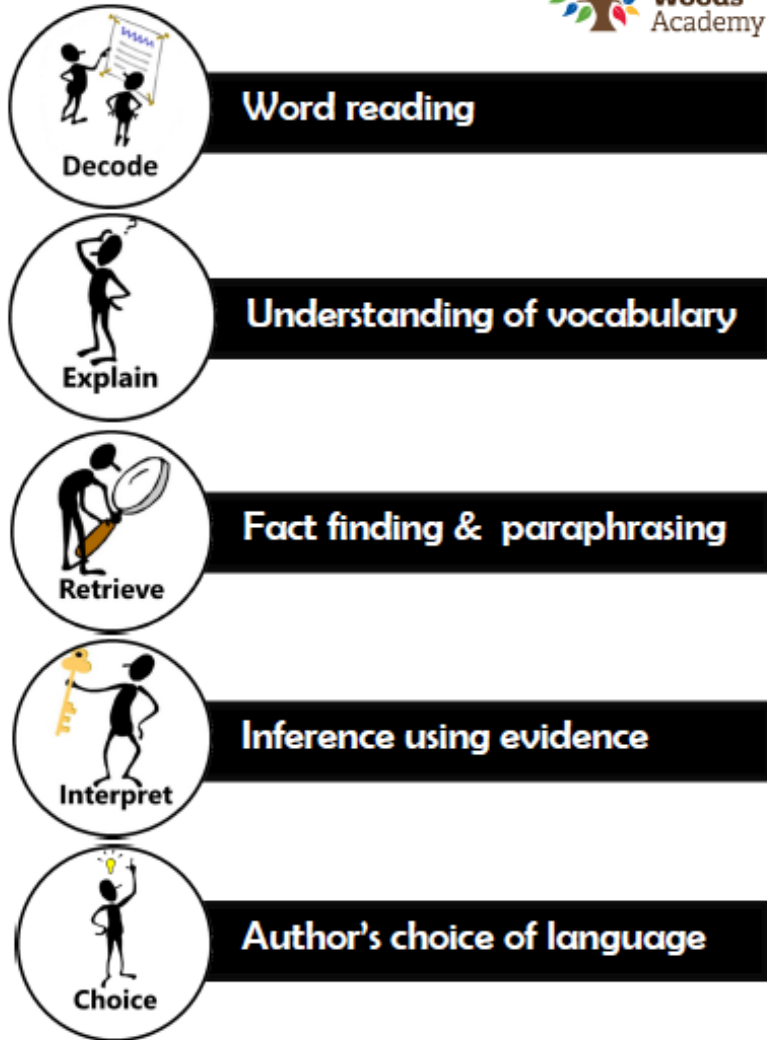
Ask questions: who, what, where, when, why?

Evaluate

Develop opinions and come to conclusions about the text.

HWA Bookmark: to mark the last point of reading and also act as a guide as a guide for reading each line.

Reading with DERIC



Reading for meaning and understanding

We not only read in AR lessons and Tutor time, we also complete an analysis of our reading through the use of DERIC.

This takes the form of summaries in the reading log, comprehension activities in AR and teacher questioning.






DEAR Time – Quick Summary

Here is an example of our summary work in Tutor time.

Date	Name of book	Author	Page No at Start	Page No at End	New vocabulary or summary of what you have read

Some questions to prompt your thinking:

 Retrieve	Fact finding & paraphrasing
 Interpret	Inference using evidence
 Choice	Author's choice of language



What did you learn from your reading?



What conclusions do you make/what do you think will happen next?



What words/techniques have been used by the author and why?



How can I support my child with their reading?

1. Make reading part of the daily habit at home. We set 15 minutes of reading a night as homework. Encourage this and even more if it is possible.
2. Read to your children often. This will introduce them to more challenging texts and further increase their vocabulary.
3. Listen to your child read. You will be able to support with words they do not understand and help them decode the text.
4. Talk to your child about their reading. Ask questions about their current book and engage in conversation about the plot/characters/themes present.
5. Encourage your child to use the library click and collect service at HWA. This is available 24 hours a day.
6. Check your child's progress with their AR book. If they finish the book outside of school, they should complete the associated online quiz within 24 hours.

Summary: Minimum Reading Time at HWA a week

Daily 15 Minutes
Homework
Mon to Fri



50 minutes
AR Lesson



4 x 20
minutes in
Tutor Time

= 205 minutes
minimum a week

HERE'S THE IMPACT OF
READING 20
MINUTES PER DAY!

A student who reads

20:00

minutes per day

A student who reads

5:00

minutes per day

A student who reads

1:00

minute per day

will be exposed to
1.8 MILLION
words per year
and scores in
90th PERCENTILE
on standardized tests

will be exposed to
282,000
words per year
and scores in
50th PERCENTILE
on standardized tests

will be exposed to
8,000
words per year
and scores in
10th PERCENTILE
on standardized tests

Source: Nagy, Anderson and Hennessey, 1987

Any questions?

If you have any questions about Accelerated reader please contact your child's teacher:

Miss Heynes – 7x/En1

Miss Davies – 7x/En2

Mrs Hutchinson – 7x/En3

Mr Harrison – 7y/En1

Miss Davies – 7y/En2

Mr Kneller – 7y/En3

Alternatively, if your query is about the AR online programme, reading book selection or the library, then please get in touch with our Librarian.

elisabeth.jardine@clf.uk

You can also follow the HWA library Twitter feed for regular updates, newsletter and reading recommendations. **@HanhamWALibrary**

